



Say hello to Mila

Getting started

1

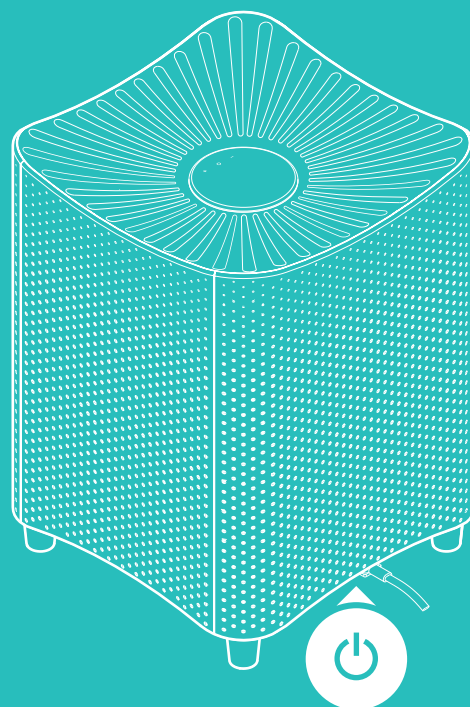
Open up the front panel and **remove your Mila filter** from its plastic bag.

Re-insert in place and make sure the panel is fully closed.



2

Plug Mila in on a flat surface and **turn on the power switch** located on the bottom of your Mila. Watch Mila light up in Automagic mode. Switch between modes using the 'Mode' button.



3

For the full Mila experience, **download the Mila app** to your iPhone or Android phone. Search for "**Mila Cares**" in the App/Play Store. Follow in-app instructions and **get ready to breathe easier.**



Scan me to download the Mila app.

Download on the
App Store

GET IT ON
Google Play